

Rectangular Connectors
ST Series

Rely on the original – market leading for decades

Conforming to IEC 60335, the latest standards for household appliances, the ST Series sets the standard in building automation applications. This makes it an ideal first choice for sun shades and roller blind systems.



The Benefits

Prepared for any weather – especially designed to withstand the challenges of outdoor usages, e.g. rain, ozone and UV radiation

Easy to connect – low installation efforts lead to more ease of use and an efficient work flow

Easy to rely on – ideally suited for ruggedized, moving applications where vibrations and dust are commonplace

Markets

- Building automation
- Machine building
- Automation

Technical Information

ST Series	3-pole (2 + PE)	4-pole (3 + PE)	5-pole (4 + PE)	6-pole (5 + PE)
				
General Data				
No. of Pins	2 + PE	3 + PE	4 + PE	5 + PE
Cable-Gland (field attachable)	PG 7	PG 11	Male: M16x1.5 Female: PG 11	PG 11
Cable-Range (field attachable)	ø 4.0 mm to 6.5 mm	ø 6.0 mm to 10.0 mm	ø 6.0 mm to 10.0 mm	ø 8.0 mm to 10.0 mm
Terminal Type (field attachable)	Screw	Screw	Screw	Crimp
Conductor Size (field attachable)	max. 1.5 mm²	max. 1.5 mm²	max. 1.5 mm²	max. 1.0 mm²
Cable Material (molded)	H05RR	H05RR	H05RR	–
Conductor Size (molded)	0.75 mm²	0.75 mm²	0.75 mm²	–
Housing Color	Grey, Black	Grey, Black	Grey, Black	Grey, Black
Electrical Data				
Operating Voltage	230 V AC/DC	400 V AC/230 V DC	400 V AC/230 V DC	400 V AC/230 V DC
Current	Molded: 10 A AC/DC Field attachable: 16 A AC/6 A DC Receptacle: 16 A AC/6 A DC	Molded: 10 A AC/DC Field attachable: 16 A AC/10 A DC Receptacle: 16 A AC/10 A DC	10 A AC/10 A DC	10 A DC/6 A AC
Environmental Data				
Ambient Temperature*	-30 °C to +90 °C	-30 °C to +90 °C	-30 °C to +90 °C	-30 °C to +90 °C
Protection Degree	IP54	IP54	IP54	IP54
Approvals	Molded: VDE Field attachable: VDE, UL, SEV Receptacle: VDE, UL, SEV	Molded: VDE Field attachable: VDE, UL, SEV Receptacle: UL, VDE	Molded: VDE Field attachable: VDE, UL, SEV	VDE, SEV

* Notice derating and cable temperature





Product Configurator

Cordsets

S	T	A	K	3	K	0	7	5	S	I	V	0	2	M	G	R	E	Y

Gender & Design

STAS = Male cordset, molded, straight
STAK = Female cordset, molded, straight

Pin Assignment

2 = 3-pole (2 + PE)
3 = 4-pole (3 + PE)
4 = 5-pole (4 + PE)

Assembly Design Indicator

K = Molded

Conductor Size

075 = 0.75 mm²

Safety Clamp (available for STAS)

☐ = Without safety bracket
SI = With safety bracket

Flammability Class

☐ = UL 94 HB
V0 = UL 94-V0

Cable Length

2M = 2 meter
5M = 5 meter
10M = 10 meter

Other cable lengths available upon request.
Please contact: icos-sales@belden.com

Housing Color

GREY = Grey housing
BLACK = Black housing

Field Attachables and Receptacles

S	T	A	S	3	N	V	0	G	R	E	Y

Gender & Design

STAS = Male connector, field attachable, straight
STASEI = Male connector, receptacle, front mount
STASAP = Male connector, receptacle, panel mount
STAK = Female connector, field attachable, straight
STAKEI = Female connector, receptacle, front mount
STAKAP = Female, receptacle, panel mount

Pin Assignment & Additonal Features

2 = 3-pole (2 + PE)
20 = 3-pole (2 + PE), strain relief
200 = 3-pole (2 + PE), strain relief, coding slot
3 N = 4-pole (3 + PE)
4 N = 5-pole (4 + PE)
5 = 6-pole (5 + PE)

Flammability Class

V0 = UL 94-V0

Housing Color

GREY = Grey housing
BLACK = Black housing

Order Overview

ST Series	3-pole (2 + PE)		4-pole (3 + PE)	
	Male	Female	Male	Female
1. Choose Coding → / 2. Choose Design ↓				
Field Attachables				
Straight	STAS 2 V0 Grey	STAK 2 V0 Grey	–	–
Straight with strain relief	STAS 20 V0 Grey	STAK 20 V0 Grey	STAS 3 N V0 Grey	STAK 3 N V0 Grey
Straight with strain relief and coding slot	STAS 200 V0 Grey	STAK 200 V0 Grey	–	–
Receptacles				
Panel mount, screw type	STASAP 2 B V0 Grey	STAKAP 2 V0 Grey	STASAP 3 N V0 Grey	STAKAP 3 N V0 Grey
Panel mount, screw type with coding slot	STASAP 200 V0 Grey	STAKAP 200 V0 Grey	–	–
Panel mount, crimp type	–	–	–	–
Front mount with flange, screw type	STASEI 2 V0 Grey	STAKEI 2 V0 Grey	STASEI 3 N V0 Grey	STAKEI 3 N V0 Grey
Front mount with flange, screw type with coding slot	STASEI 200 V0 Grey	STAKEI 200 V0 Grey	–	–
Front mount with flange, crimp type	–	–	–	–
Single-Ended Cordsets				
Straight	–	–	–	STAK 3 K 075 V0 * M Grey
Straight with safety bracket	STAS 2 K 075 SI V0 * M Grey	–	STAS 3 K 075 SI V0 * M Grey	–
Accessories				
Safety bracket	STASI 2		STASI 3	

ST Series	5-pole (4 + PE)		6-pole (5 + PE)	
	Male	Female	Male	Female
1. Choose Coding → / 2. Choose Design ↓				
Field Attachables				
Straight	–	–	–	–
Straight with strain relief	STAS 4 N V0 Grey	STAK 4 N V0 Grey	STAS 5 V0 Grey	STAK 5 V0 Grey
Straight with strain relief and coding slot	–	–	–	–
Receptacles				
Panel mount, screw type	–	–	–	–
Panel mount, screw type with coding slot	–	–	–	–
Panel mount, crimp type	–	–	STASAP 5 V0 Grey	STAKAP 5 V0 Grey
Front mount with flange, screw type	–	–	–	–
Front mount with flange, screw type with coding slot	–	–	–	–
Front mount with flange, crimp type	–	–	STASEI 5 V0 Grey	STAKEI 5 V0 Grey
Single-Ended Cordsets				
Straight	–	STAK 4 K 075 V0 * M Grey	–	–
Straight with safety bracket	STAS 4 K 075 SI V0 * M Grey	–	–	–
Accessories				
Safety bracket	STASI 4		STASI 3	

Blue highlighted product features are available in different variants. Please see page 28 for more information.